



Lesson

If I Lived in a Snowglobe

Objectives: Students will learn

Standards Met: 5.2. Write a poem or story inspired by their own works of art (3rd Grade)

Materials: (for each student)

- 9"x12" Light Blue Construction Paper
- 6"x9" Brown Construction Paper
- Pencil
- Colored Pencil
- Paper plate palette with very small amount of white tempera paint
- Qtips
- Scissors
- Templates
- White Glitter
- Glue Sticks

Preparation: Read through materials. Bring in real snowglobe, if desired. Check out book from library. Make copies of "If I Lived in a Snowglobe" paper.

Introduction: Show students the snowglobe or pictures of snowglobes and discuss with them what they see inside. Read passages from book and discuss. Have them discuss what it would be like to live in a snowglobe. What would they see? Who else would be there? What would they do for fun? Etc... Show sample.

Project Instructions: 1. Have students trace templates and cut out snowglobe and base (these could be pre-cut, if you are short on time.) 2. Have them fill out "If I Lived in a Snowglobe" paper and glue to back of brown paper 3. Glue blue globe to brown base. 4. Using colored pencils, have them illustrate the concept that they have thought of. Tell them to take their time and color hard, so that the colors are vibrant 5. Have them add snowy accents with paint and Qtips. 6. Shake some white glitter onto wet white paint, if desired.

Additional Resources: Book: "Snowglobe Family" by Jane O'Connor

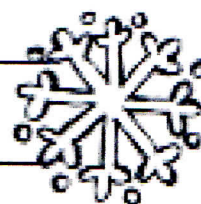


Snow Globe
Template
(light blue)

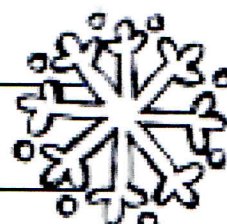


Base
Template
(brown)

If I lived in a snow globe.



If I lived in a snow globe.



Bulletin Board Ideas

Creative Ideas For The Entire Year!

If I Lived in a Snow Globe... | Winter Bulletin Board Idea




Photo Source: www.mrsjumpsclass.com

How cute is this snow globe bulletin board from Kindergarten teacher, [Deanna Jump](http://www.mrsjumpsclass.com/february.htm) (<http://www.mrsjumpsclass.com/february.htm>)?! Not only will it provide your classroom with festive seasonal decor, the design also offers fabulous writing and crafting exercises for your kiddos! {...Plus, your students do all the decorating!}

If I Lived in a Snow Globe...

Start by inviting your students to finish the writing prompt, "If I Lived in a Snow Globe...", crafting fun stories of the things they would do, see, hear, etc. Next, have them select their favorite "scene", providing students with light blue construction paper circles and inviting them illustrate it. Be sure to have them use lots of white craft paint and iridescent or silver glitter to create the snowy environment!! Create "bases" for the snow globes from black construction paper and have your kiddos write a short sentence describing the scene captured in their snow globe.

Snow Globe Bulletin Board Idea

- **Background:** Sky blue bulletin board paper.
- **Title:** "If I Lived in a Snow Globe..."
- **Border:** Winter themed trimmer.
- **Decoration:** Use your kiddos' writing prompts/crafts! If you have room, consider creating a giant snow globe with light blue and black bulletin board paper, drawing your own scene in the globe!

View the suggested supplies for this bulletin board.

- Sky blue bulletin board paper (<http://www.mpmsschoolsupplies.com/c-217-bulletin-board-paper.aspx/color-sky-blue/>)
- Red playful font bulletin board letters (<http://www.mpmsschoolsupplies.com/p-7860-playful-uppercase-lowercase-ready-letters-combo-packs-red-4.aspx>)
- Winter fun trimmer (<http://www.mpmsschoolsupplies.com/p-15180-trimmer-winter-fun.aspx>)
- Sky blue (<http://www.mpmsschoolsupplies.com/p-6949-sunworks0174-construction-paper-sky-blue-9-x-12.aspx>) and black construction paper (<http://www.mpmsschoolsupplies.com/p-17686-riv-gw-9x12-black-50ct-50.aspx>)
- White craft paint (<http://www.mpmsschoolsupplies.com/p-12568-sargent-artreg-gothicreg-tempera-paint-16-oz-white-titanium-white-16-oz.aspx>)
- Silver (<http://www.mpmsschoolsupplies.com/p-35352-glitter-oz-silver.aspx>) and/or iridescent glitter (<http://www.mpmsschoolsupplies.com/p-35350-spectra-glitter-oz-clear-sparking-crystals.aspx>)
- Markers (<http://www.mpmsschoolsupplies.com/c-102-markers.aspx>)
- View the product bundle for this project (<http://www.mpmsschoolsupplies.com/bundle-43028>)



By: Kayla Johnson

Published: November 21, 2011

[View more articles by Kayla Johnson](#)

Shop for covers, sleeves, and more for your Kindle



Covers



Sleeves



Reading Lights

amazonkindle

[Learn more](#)

Privacy

Deal of the Day!

Dr. Seuss The Grinch Bulletin Board Set

Get your bulletin board ready for Christmas with this fun, colorful bulletin board set of the Grinch! It includes 30 stocking cut-outs, the Grinch, and much more!

List Price: \$14.99

Sale Price: \$6.99

SAVE \$5 off retail!



Order Today While Supplies Last!

SchoolSupplies

